



# BRIDGE & SUPPLY COMPANY

## 24GA COLOR OPTIONS

Standing Seam • Board & Batten • Seam Tite • Flushmount Soffit


### STANDARD



Deep Black



Matte Black



Charcoal Gray




Musket Gray




Slate Gray




Burnished Slate




Medium Bronze




Mansard Brown



Hartford Green




Classic Green




Royal Blue



Dark Bronze




Extra Dark Bronze



Burgundy




Cityscape




Colonial Red




Galvalume Plus



Bone White



\*\*Bright White



\*\*Sandstone



\*\*Regal Red

### PREMIUM & WOODGRAIN



\*Silver



\*Weathered Zinc



\*Vintage



\*Aged Copper



\*Copper Penny




\*Western Rust



\*Dark Walnut



\*Chestnut



\*White Oak



\*Driftwood Gray

### ULTRA LOW GLOSS PVDF FINISHES



Deep Black



Charcoal Gray



Slate Gray



Dark Bronze



Burnished Slate

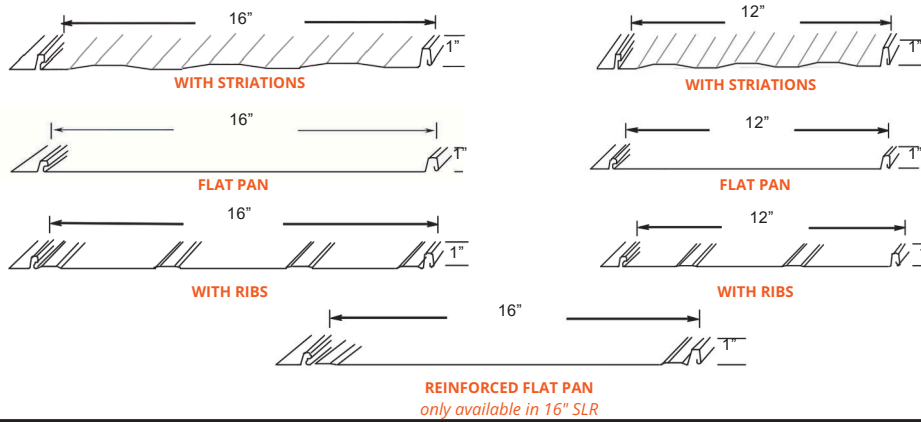


\*Premium & Woodgrain - CALL FOR PRICING \*\*Not Available in 15-3/4" CL2 or 16" SLR

Colors represented on this chart may not exactly match actual material. All colors should be verified using actual metal samples. Mismatch of color representations and actual material shall not be accepted as a cause for rejection.

## STANDING LOC RIB (SLR)

### 1" High Custom Length Concealed Fastener Panel



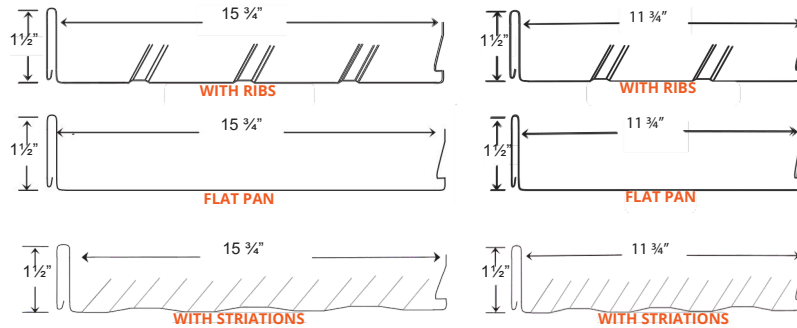
## SEAM TITE

### 2" High Custom Length Seam Tite Mechanically Seamed Panel

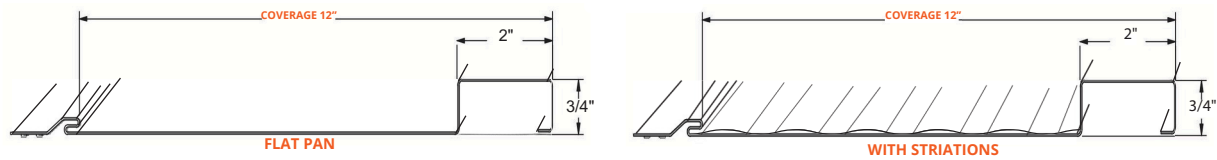


## CLIP LOC II

### 1-1/2" High Custom Length Clip Fastened Panel



## BOARD & BATTEN



## FLUSHMOUNT & OFFSET PANEL

